

Typeform Overview

This dashboard shows a 360° overview of the Typeform Analytics

Typeform Overview

Typeforms

16

Questions

387

Responses

65.21K

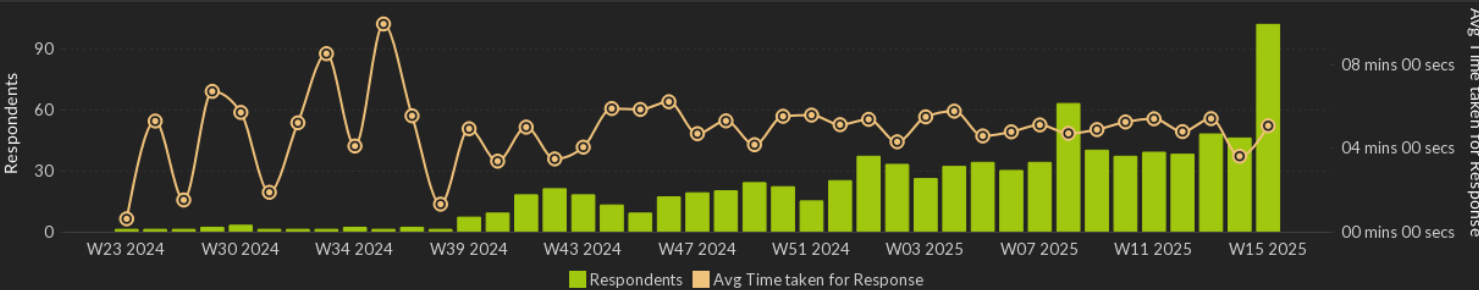
Avg Response Score

1.24

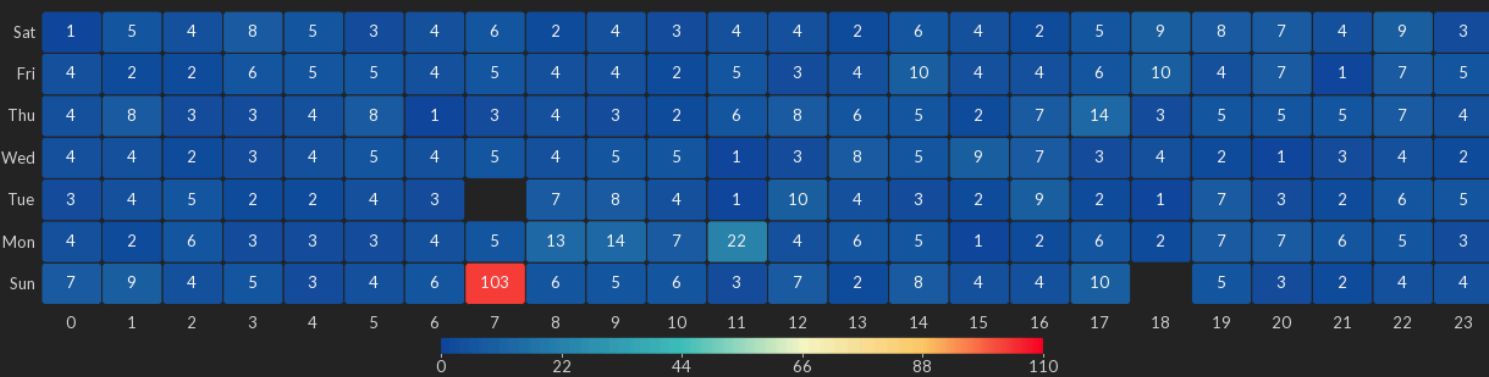
Avg Time taken for Response

04 mins 49 secs

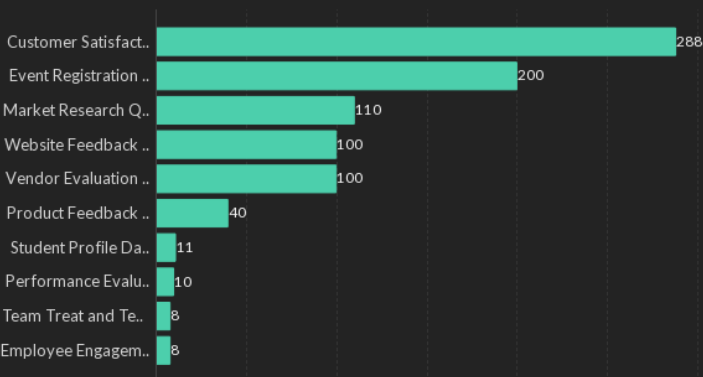
Respondents Weekly Trend with Avg Response Time



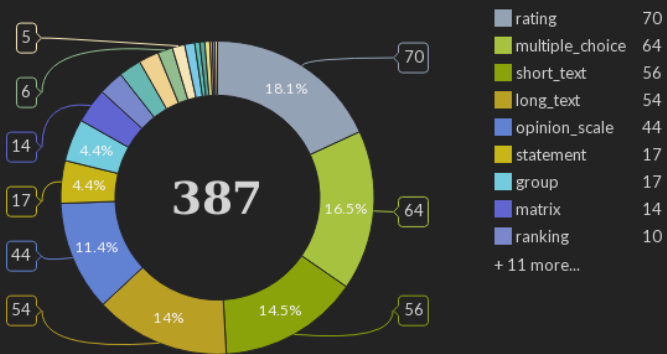
Hour-wise Typeform Response by Day of week



Top 10 Typeforms by Respondents



Question Type Distribution



Typeform Summary

Typeform Name	Form Type	Questions	Respondents	Responses	Avg Time taken for Response
---------------	-----------	-----------	-------------	-----------	-----------------------------

Grand Summary:		0.43K	0.89K	65.21K	04 mins 54 secs
360 Degree Feedback	quiz	0.18K	0.01K	0.23K	02 mins 04 secs
Customer Satisfaction Survey	quiz_branching	0.02K	0.29K	48.59K	05 mins 01 secs
Employee Benefits Survey	quiz	0.03K	0.00K	0.06K	01 mins 46 secs
Employee Engagement Survey	quiz	0.01K	0.00K	0.01K	01 mins 36 secs
Employee Engagement Survey II	quiz	0.01K	0.01K		04 mins 00 secs
Employee Satisfaction Survey	score	0.01K	0.00K	0.01K	00 mins 27 secs
Event Registration Form	quiz	0.01K	0.20K	5.47K	05 mins 09 secs
Market Research Questionnaire	quiz_branching	0.01K	0.11K	4.11K	05 mins 23 secs
Performance Evaluation Form	score	0.01K	0.01K		06 mins 27 secs
Product Feedback Survey	score	0.02K	0.04K	1.99K	04 mins 30 secs
Student Profile Data Form	score	0.03K	0.01K	0.18K	01 mins 35 secs
Supplier Performance Assessment	quiz	0.02K	0.01K	0.06K	01 mins 28 secs
Team Treat and Team Trip Survey	quiz	0.01K	0.01K	0.12K	00 mins 57 secs
Training Needs Assessment	quiz	0.04K	0.00K	0.00K	02 mins 00 secs
Vendor Evaluation Questionnaire	score	0.01K	0.10K	1.95K	05 mins 19 secs
Website Feedback Survey	score_branching		0.10K	2.44K	04 mins 30 secs